



Polk HealthCare Plan Citizens HealthCare Oversight Committee Meeting



*Neil Combee Bldg.
Boardroom*
November 21, 2008



Administered by:
Community Health and Social Services Division
Sponsored by:
Polk County Board of County Commissioners



Operations Manager Details

**Mike Kushner
Interim CHSS
Director**

Operations Manager

- Position will replace Director of Community Health & Social Services
- Responsibilities for the daily operations of the Polk HealthCare Plan to include:
 - Claims Management and reporting
 - Fiscal Management & Financial Reporting
 - Health Plan Utilization Management & Medical Management
- Supervise Management Staff
 - Fiscal Manager
 - Health & Social Services Manager
 - Planner II
 - Office Manager IV – Support Services
 - Risk & Compliance Manager

Operations Manager

- Includes all personnel & administrative management issues.
 - Assist Risk Management Director in planning strategy for outcomes
 - Assist Risk Management Director in Budgeting for outcomes.



Health Plans Financial Analyst Details

**Mike Kushner
Interim CHSS
Director**

Health Plans Financial Analyst

- Reports to the Risk Management Director
- Provides financial and analytical support for designed Health Plan Operations
 - Polk HealthCare Plan
 - Employee Health Plan
- Performs budgeting, forecasting, and financial reporting to drive plan performance
- Monitors and analyzes regulatory and legislative requirements to maintain compliance
- Provides cost justification and/or return on investment for plan initiatives and wellness programs.

Health Plans Financial Analyst

- Monitors self-funded plan reserves and assists with plan rate negotiations
- Resolves technical problems in Oracle Advanced Benefits program with assistance from IT

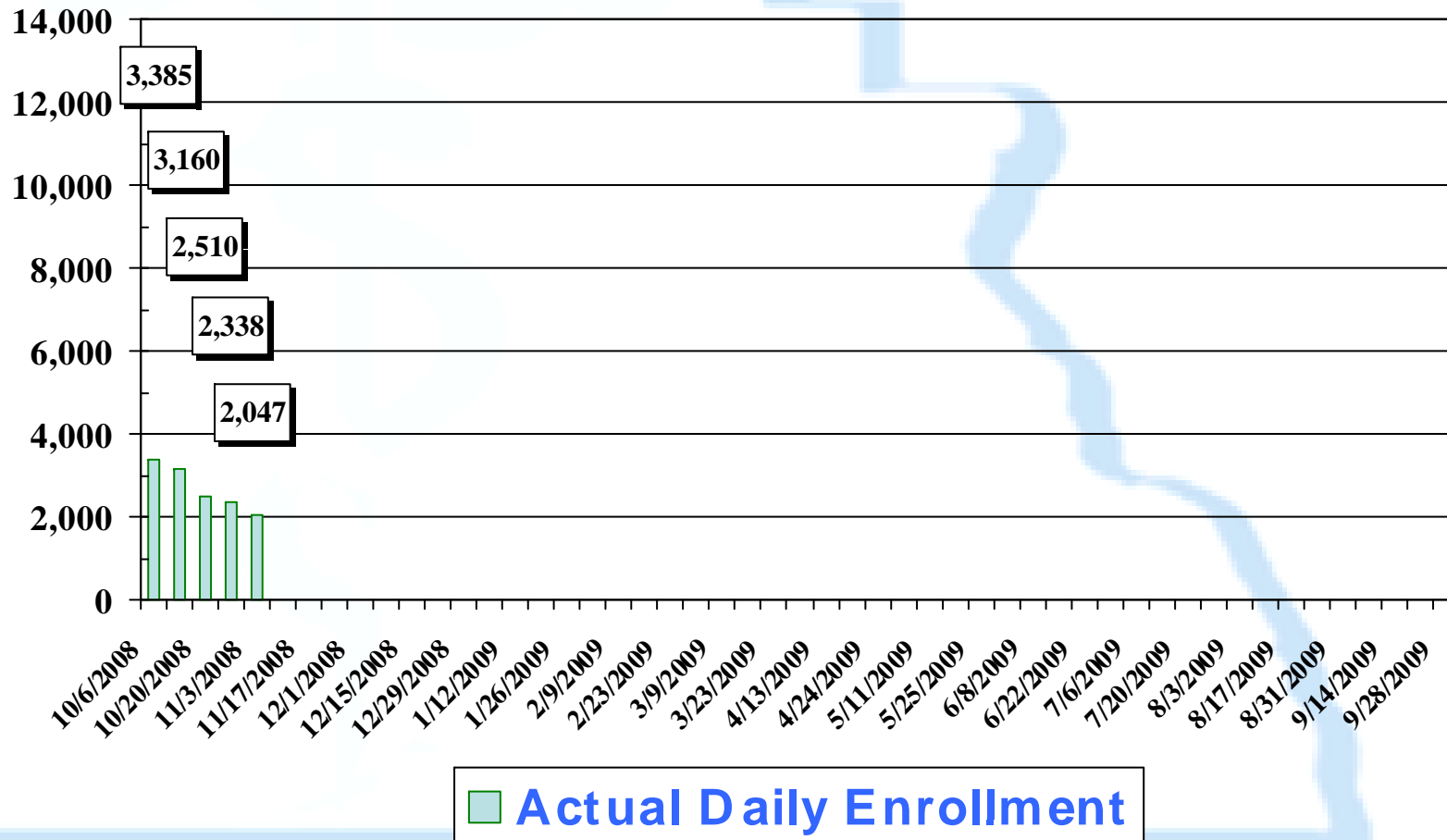
A vertical image on the left side of the slide shows a black stethoscope resting on a piece of white ECG paper with a green grid. The stethoscope's chest piece is at the bottom, and its earpieces are at the top. The background of the slide is white, featuring a large, light blue outline of the state of Arkansas.

Fiscal Services Financial Reports

**Mike Kushner
Interim CHSS Director**

Polk Healthcare Plan

Active Enrollment (FY2009) 2008-2009 Fiscal Year



Polk HealthCare Plan Active Enrollment by Class

Class		8/27	9/03	9/10	9/17	9/24	10/01	10/08	10/15	10/22	10/29	11/05	11/12
A	100% FPL	4,695	4,422	4,269	4,070	3,845	3,505	3,291	3,077	2,453	2,256	2,011	1,815
B	125% FPL	1,705	1,635	1,587	29	30	26	24	17	8	9	3	3
C	150% FPL	1,479	1,411	1,358	28	29	18	17	15	12	12	6	5
D	175% FPL	18	15	15	8	7	3	2	1	1	1		
E	200% FPL	8	9	10	3	3	1	1	1	1			
TOTAL		7,905	7,492	7,239	4,138	3,914	3,553	3,335	3,111	2,475	2,278	2,020	1,823

Polk HealthCare Plan Enrollment by Class As of October 31, 2008

CLASS	ENROLLEES	%
A (0 – 100% FPL)	2,114	99.5%
B (101 – 125% FPL)	4	0.2%
C (126 – 150% FPL)	6	0.3%
D (151 – 175% FPL)	0	0.0%
E (176 – 200% FPL)	0	0.0%
TOTAL ENROLLMENT	2,124	100%

Polk HealthCare Plan Enrollment by Age As of October 31, 2008

AGE	ENROLLEES	%	AGE	ENROLLEES	%
0 – 17	15	0.7%	46 – 50	411	19.4%
18 – 25	205	9.7%	51 – 55	357	16.8%
26 – 35	192	9.0%	56 – 60	302	14.2%
36 – 40	147	6.9%	61 – 65	224	10.5%
41 – 45	242	11.4%	66+	29	1.4%
TOTAL				2,124	100%

Polk HealthCare Plan Enrollment by Gender As of October 31, 2008

MALE	798	37.6%
FEMALE	1,326	62.4%
TOTAL	2,124	100%

Polk HealthCare Plan Enrollment by Ethnicity As of October 31, 2008

Caucasian	1,227	57.8%
African American	473	22.3%
Hispanic	398	18.7%
Other	26	1.2%
TOTAL	2,124	100%

Polk HealthCare Plan Enrollment by Location As of October 31, 2008

Alturas	2	0.1%	Fedhaven	4	0.2%	Lake Hamilton	10	0.5%
Auburndale	144	6.8%	Fort Meade	32	1.5%	Lake Wales	153	7.2%
Babson Park	11	0.5%	Frostproof	38	1.8%	Lakeland	654	30.8%
Bartow	136	6.4%	Haines City	214	10.1%	Loughman	4	0.2%
Bowling Green	0	0.0%	Highland City	2	0.1%	Mulberry	67	3.1%
Bradley	5	0.2%	Homeland	2	0.1%	Nichols	2	0.1%
Davenport	132	6.2%	Indian Lakes Estates	0	0.0%	Polk City	30	1.4%
Dundee	14	0.7%	Kathleen	0	0.0%	Waverly	10	0.5%
Eagle Lake	15	0.7%	Kissimmee	40	1.9%	Winter Haven	367	17.3%
Eaton Park	3	0.1%	Lake Alfred	32	1.5%	TOTAL	2,124	100%

Polk HealthCare Plan Disenrollment by Location Between August 14, 2008 and October 31, 2008

Alturas	2	0.0%	Fedhaven	9	0.1%	Lake Hamilton	22	0.3%
Auburndale	391	5.3%	Fort Meade	114	1.5%	Lake Wales	454	6.1%
Babson Park	27	0.4%	Frostproof	114	1.5%	Lakeland	2,603	35.0%
Bartow	508	6.8%	Haines City	754	10.1%	Loughman	6	0.1%
Bowling Green	2	0.0%	Highland City	24	0.3%	Mulberry	213	2.9%
Bradley	8	0.1%	Homeland	6	0.1%	Nichols	0	0.0%
Davenport	480	6.5%	Indian Lakes Estates	6	0.1%	Polk City	81	1.1%
Dundee	87	1.2%	Kathleen	9	0.1%	Waverly	15	0.2%
Eagle Lake	45	0.6%	Kissimmee	177	2.4%	Winter Haven	1,179	15.9%
Eaton Park	10	0.1%	Lake Alfred	90	1.2%	TOTAL	7,436	100%

Polk HealthCare Plan

Medical Claims Per Enrollee Per Month

2008 – 2009 Fiscal Year

Month/Year	Avg. Daily Enrollment	Medical Claims	Medical PEPM	Medical Rolling	
				PEPM (3 mo. Lag)	Trend
2008-01	12,846	\$3,238,734	\$252.13	\$292.41	32%
2008-02	13,082	\$4,087,894	\$312.49	\$299.80	35%
2008-03	12,910	\$3,457,129	\$267.78	\$303.10	33%
2008-04	12,539	\$3,074,239	\$245.17	\$302.48	32%
2008-05	12,105	\$3,942,072	\$325.65	\$307.27	32%
2008-06	11,480	\$3,317,511	\$288.97	\$307.54	30%
2008-07	10,602	\$3,166,477	\$298.67	\$301.62	23%
2008-08	9,183	\$3,604,156	\$392.48	\$299.88	18%
2008-09	5,320	\$2,932,757	\$551.27	\$288.05	10%
TOTAL FY08	134,998	\$41,539,663	\$307.70		
2008-10	2,887	1,827,776	\$633.11	\$266.77	(4%)
TOTAL YTD	2,887	1,827,776	\$633.11	\$266.77	(4%)

Polk HealthCare Plan

Rx Claims Per Enrollee Per Month

2008 – 2009 Fiscal Year

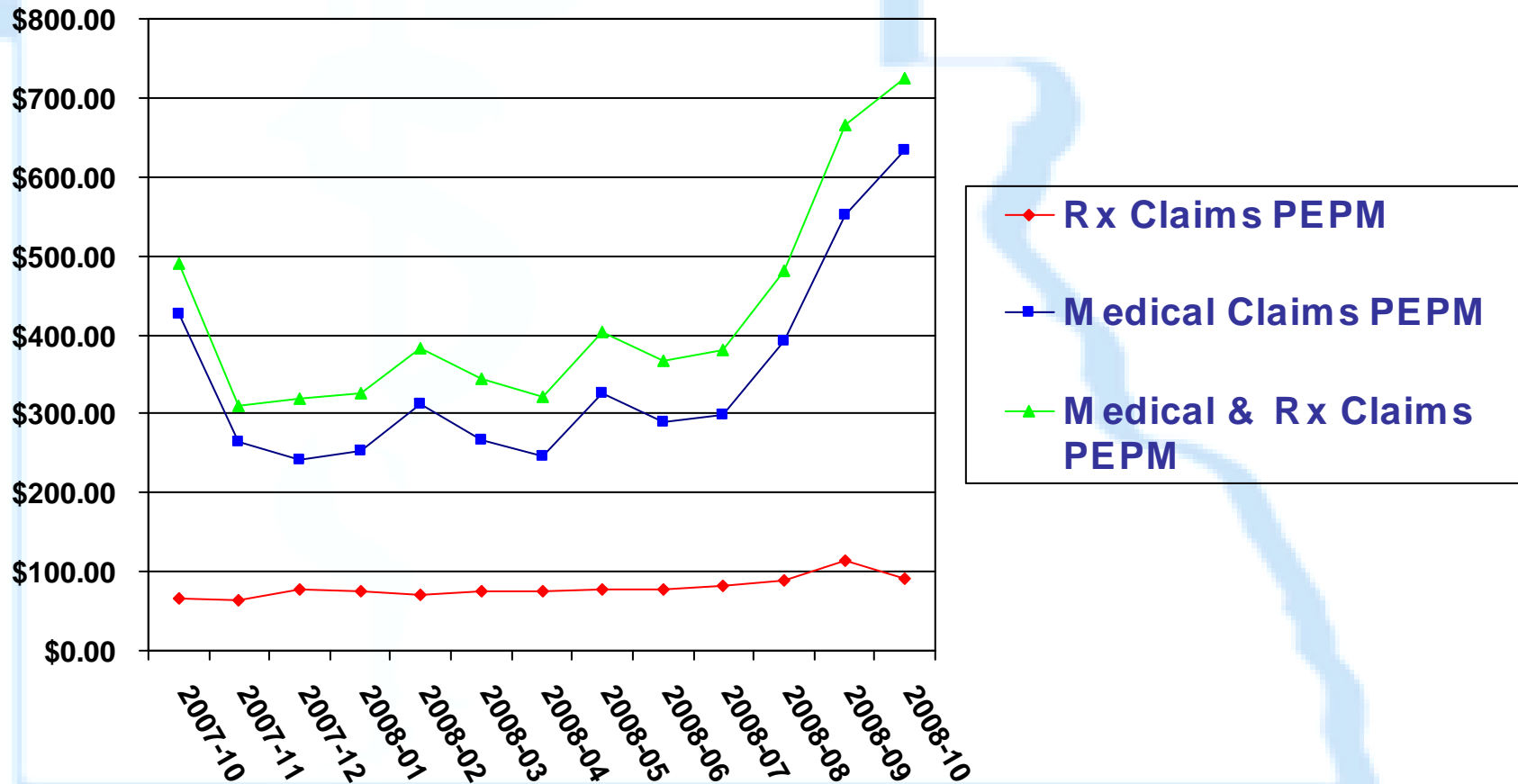
Month/Year	Avg. Daily Enrollment	Rx Claims	Rx PEPM	Rx Rolling	
				PEPM (3 mo. Lag)	Trend
2008-01	12,846	\$953,580	\$74.23	\$65.45	43%
2008-02	13,082	\$929,885	\$71.08	\$67.79	43%
2008-03	12,910	\$974,585	\$75.49	\$69.24	41%
2008-04	12,539	\$946,242	\$75.46	\$70.61	40%
2008-05	12,105	\$943,384	\$77.93	\$71.72	38%
2008-06	11,480	\$895,509	\$78.00	\$72.97	36%
2008-07	10,602	\$864,196	\$81.51	\$72.23	29%
2008-08	9,183	\$808,844	\$88.08	\$72.26	25%
2008-09	5,320	\$608,954	\$114.47	\$71.91	22%
TOTAL YTD	134,998	\$10,306,150	\$76.34		
2008-10	2,887	\$265,890	\$92.10	\$69.12	14%
TOTAL YTD	2,887	\$265,890	\$92.10	\$69.12	14%

Polk HealthCare Plan

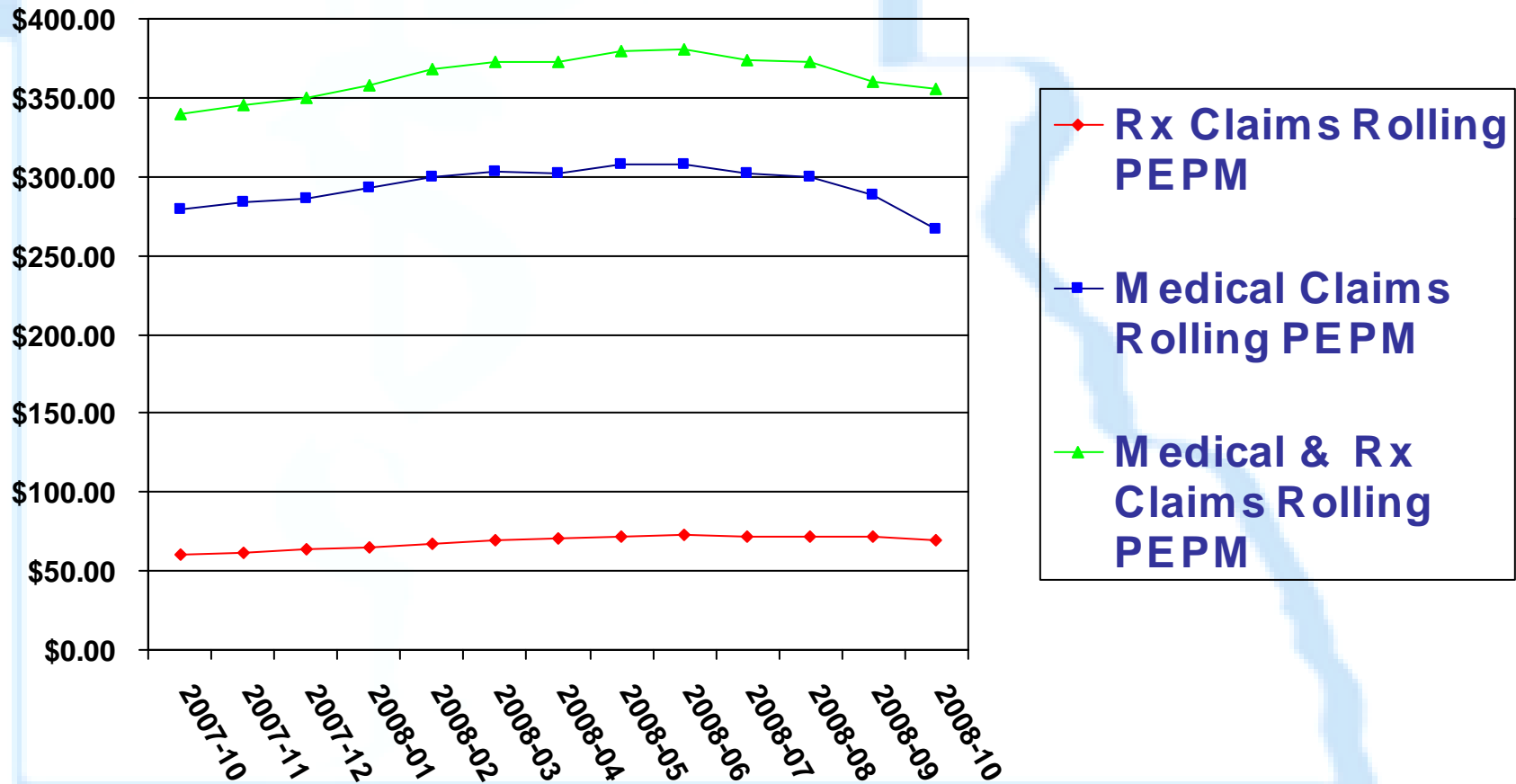
Total Claims Per Enrollee Per Month 2008 – 2009 Fiscal Year

Month/Year	Avg. Daily Enrollment	Total Claims	Total PEPM	Total Rolling	
				PEPM (3 mo. Lag)	Trend
2008-01	12,846	\$4,192,313	\$326.36	\$357.87	34%
2008-02	13,082	\$5,017,778	\$383.57	\$367.59	36%
2008-03	12,910	\$4,431,714	\$343.27	\$372.33	35%
2008-04	12,539	\$4,020,481	\$320.64	\$373.09	34%
2008-05	12,105	\$4,885,456	\$403.58	\$378.99	33%
2008-06	11,480	\$4,213,020	\$366.98	\$380.51	31%
2008-07	10,602	\$4,030,673	\$380.18	\$373.85	24%
2008-08	9,183	\$4,413,000	\$480.56	\$372.15	20%
2008-09	5,320	\$3,541,711	\$665.74	\$359.96	13%
TOTAL YTD	134,998	\$51,845,813	\$384.05		
2008-10	2,887	\$2,093,665	\$725.20	\$335.89	(1%)
TOTAL YTD	2,887	\$2,093,665	\$725.20	\$335.89	(1%)

Polk HealthCare Plan Per Enrollee Per Month 2007 – 2008 Fiscal Year



Polk HealthCare Plan Rolling Per Enrollee Per Month 2007 – 2008 Fiscal Year



Polk HealthCare Plan
Estimated Income Statement
For the Period Ending September 30, 2008
(Unaudited - As of November 17, 2008)

	Actual
Beginning Fund Balance	\$15,879,640
REVENUES:	
Half-Cent Sales Surtax	\$32,950,142
Pooled Investment Earnings	\$157,380
Interfund Transfer	\$7,000,000
Miscellaneous Revenues (Rebates, Refunds, Other)	\$1,665,866
TOTAL REVENUES*	\$ 41,773,388
TOTAL EXPENDITURES	\$ 63,118,985
NET EXPENDITURES OVER REVENUES	\$21,345,597
Ending Fund Balance	(\$5,465,957)
Ending Fund Balance + Due to Interfund Transfer	(\$12,465,957)