

Polk HealthCare Plan

Citizens HealthCare Oversight Committee Meeting

Neil Combee Bldg.

Boardroom

May 16, 2008

Administered by:

Community Health and Social Services Division

Sponsored by:

Polk County Board of County Commissioners



Polk HealthCare Plan
Healthy People Make Healthy Communities



Community Health and Social Services Division



Polk HealthCare Plan

Healthy People Make Healthy Communities

Action Items – April 18 2008

Health Care Responsibility Act (HCRA)

Presented By:

Steve Yaskal

Fiscal Manager



Health Care Responsibility Act (HCRA) For the Period October 1, 2007 – March 31, 2008

	Number of Patients	Patient Days	Billed Dollars	Paid Dollars
Florida Hospital Celebration	1	3	\$8,260	\$2,423
Florida Hospital Heartland	4	10	\$78,664	\$7,183
Florida Hospital Kissimmee	1	2	\$16,826	\$723
Florida Hospital Medical Center	2	13	\$76,214	\$19,896
H. Lee Moffitt Cancer Center	3	31	\$262,422	\$57,932
Orlando Regional Medical Center	4	29	\$348,089	\$44,457
South Florida Baptist Hospital	3	4	\$136,967	\$34,196
Tampa General Hospital	8	53	\$618,379	\$95,383
TOTALS	26	145	\$1,545,821	\$262,193

Health Care Responsibility Act (HCRA) For the Period October 1, 2007 – March 31, 2008

Admission Source:	
Emergency Room	18
Referral	7
Transfer	1
TOTAL	26
Admitting Diagnosis:	
Heart Related	9
Open Wound	4
Cerebral Aneurysm	4
Abdominal Pain	3
Malignant Neoplasm	2
Surgery Follow-Up	1
Hypertension – Diabetes	1
Gallbladder	1
Bronchitis	1
TOTAL	26

Community Health and Social Services Division



Polk HealthCare Plan

Healthy People Make Healthy Communities

Action Items – April 18 2008 **Lakeland Volunteers In Medicine**

Presented by:

Gwen Hall

Risk & Compliance Manager

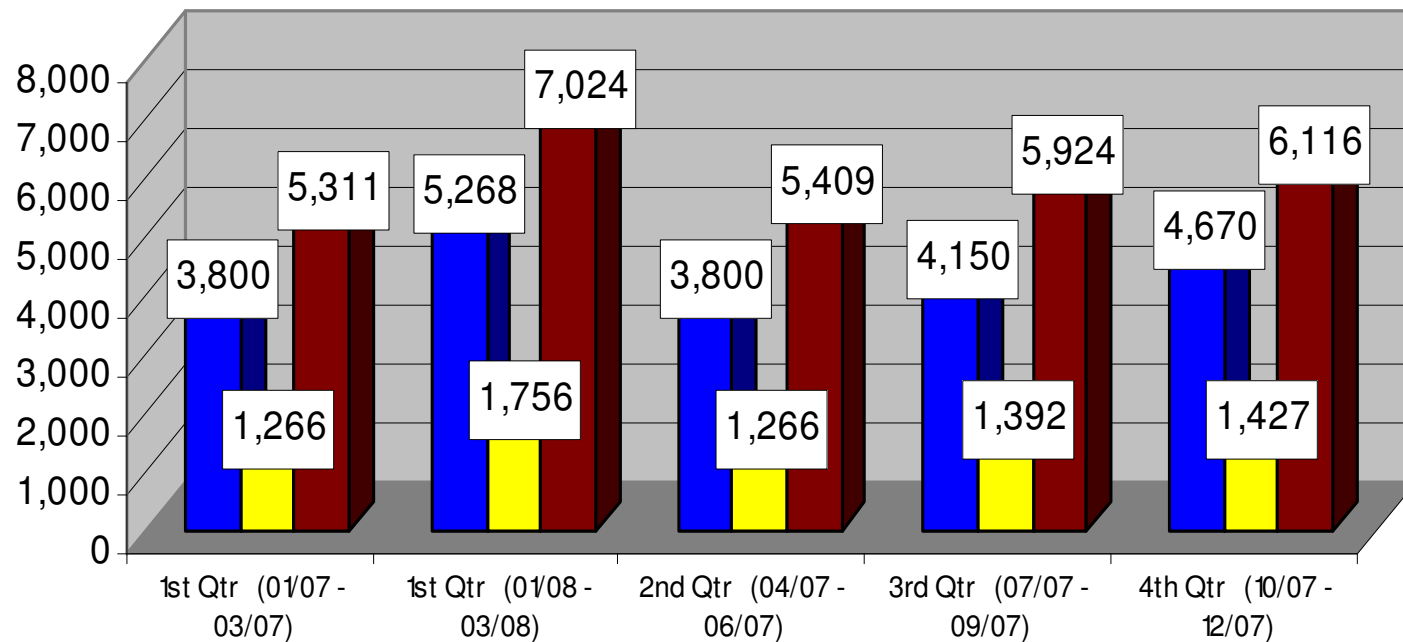
Note:

**LVIM is currently on a
Calendar Year
Budget/Reimbursement Cycle**

January – December

Lakeland Volunteers in Medicine

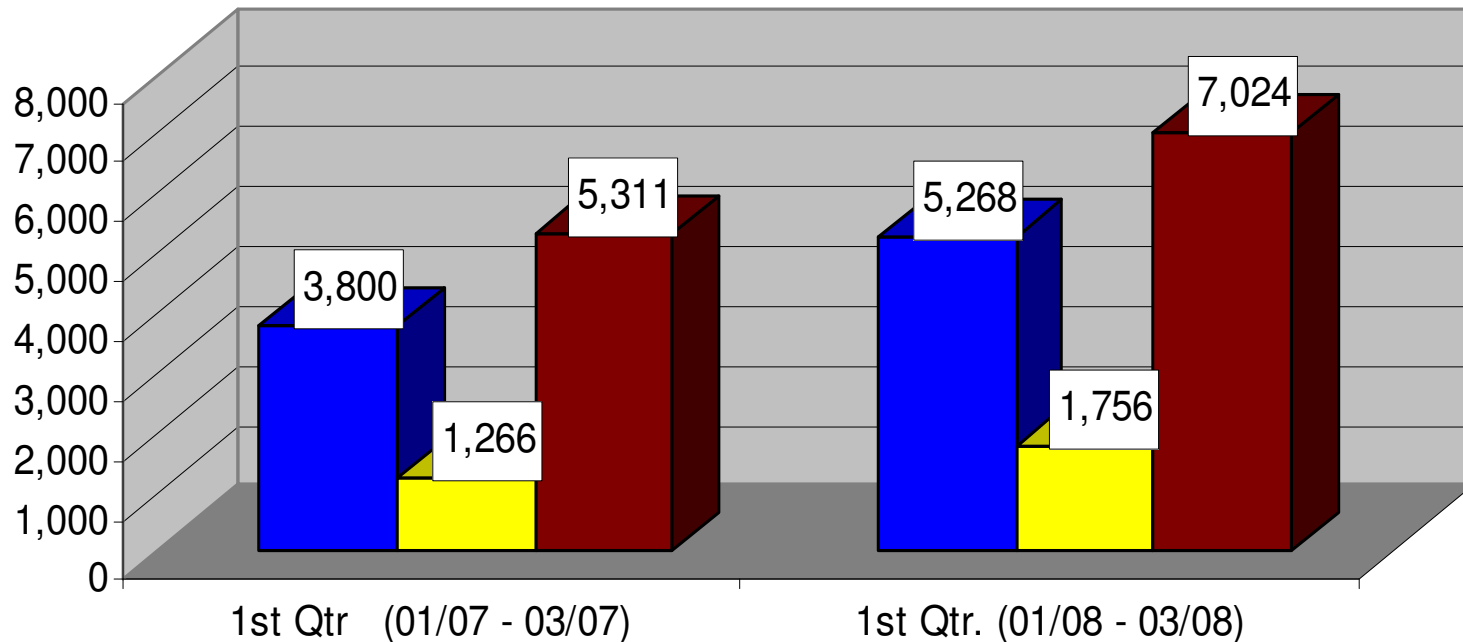
Patient Data



- Number of unduplicated patients (FY 06-07 YTD 16,420) (FY 07-08 YTD 5,268)
- Number of BoCC funded unduplicated patients (FY 06-07 YTD 5,348) (FY 07-08 1,756)
- Total number of patient visits (FY 06-07 YTD 22,768) (FY 07-08 YTD 5,268)

Lakeland Volunteers in Medicine

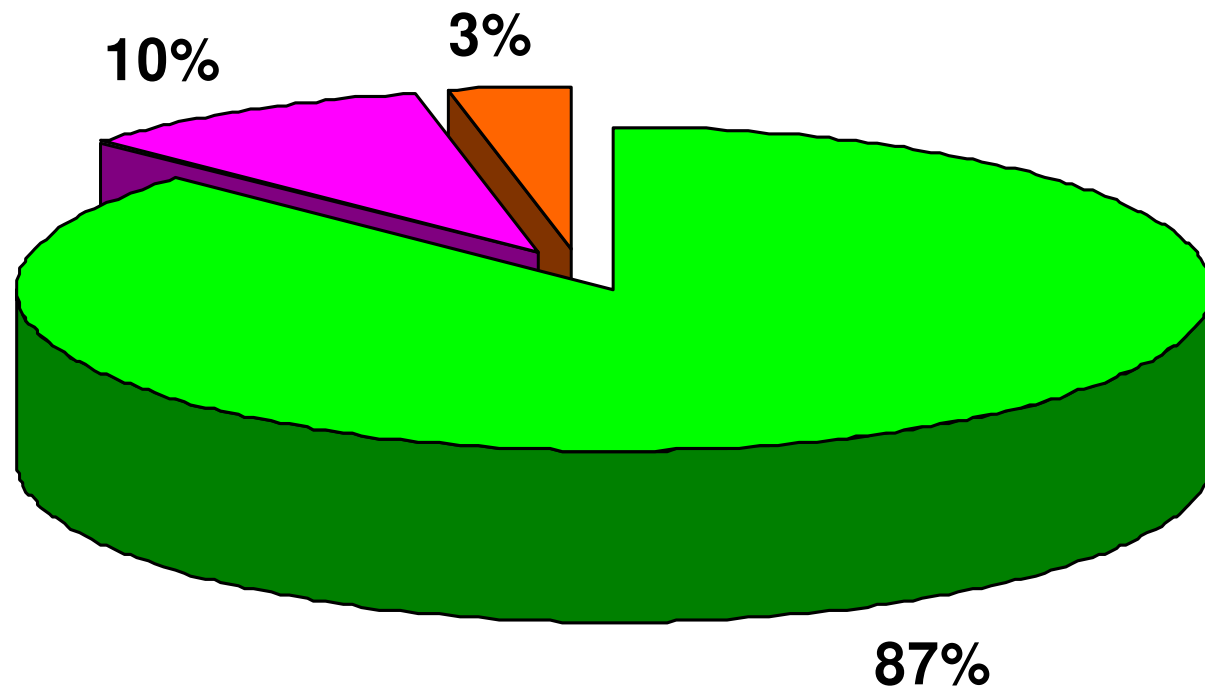
Patient Data
First Quarter Comparison by Fiscal Year



- Number of unduplicated patients (FY 06-07 YTD 16,420) (FY 07-08 YTD 5,268)
- Number of BoCC funded unduplicated patients (FY 06-07 YTD 5,348) (FY 07-08 1,756)
- Total number of patient visits (FY 06-07 YTD 22,768) (FY 07-08 YTD 5,268)

Lakeland Volunteers in Medicine

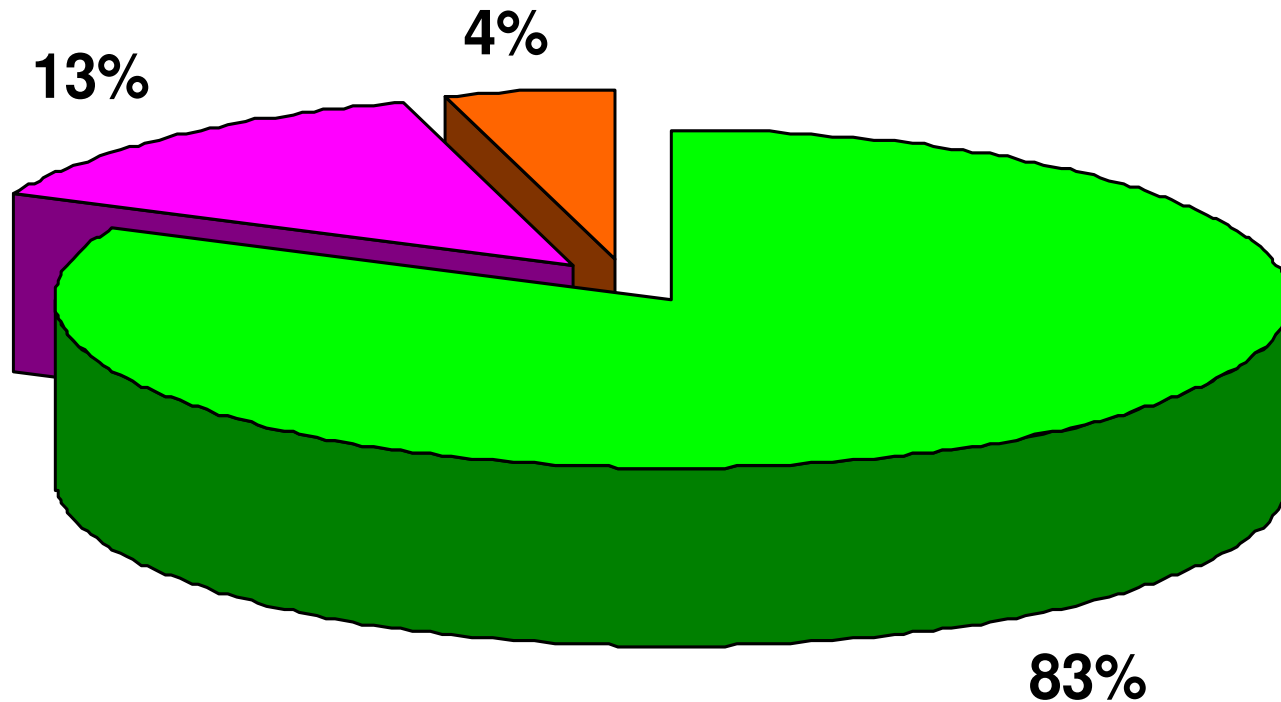
Y-T-D Breakdown of Patient Visits for FY 06-07



- Number of primary care visits (FY 06-07 YTD 19,770)**
- Number of specialty visits (FY 06-07 YTD 2,225)**
- Number of dental visits (FY 06-07 YTD 765)**

Lakeland Volunteers in Medicine

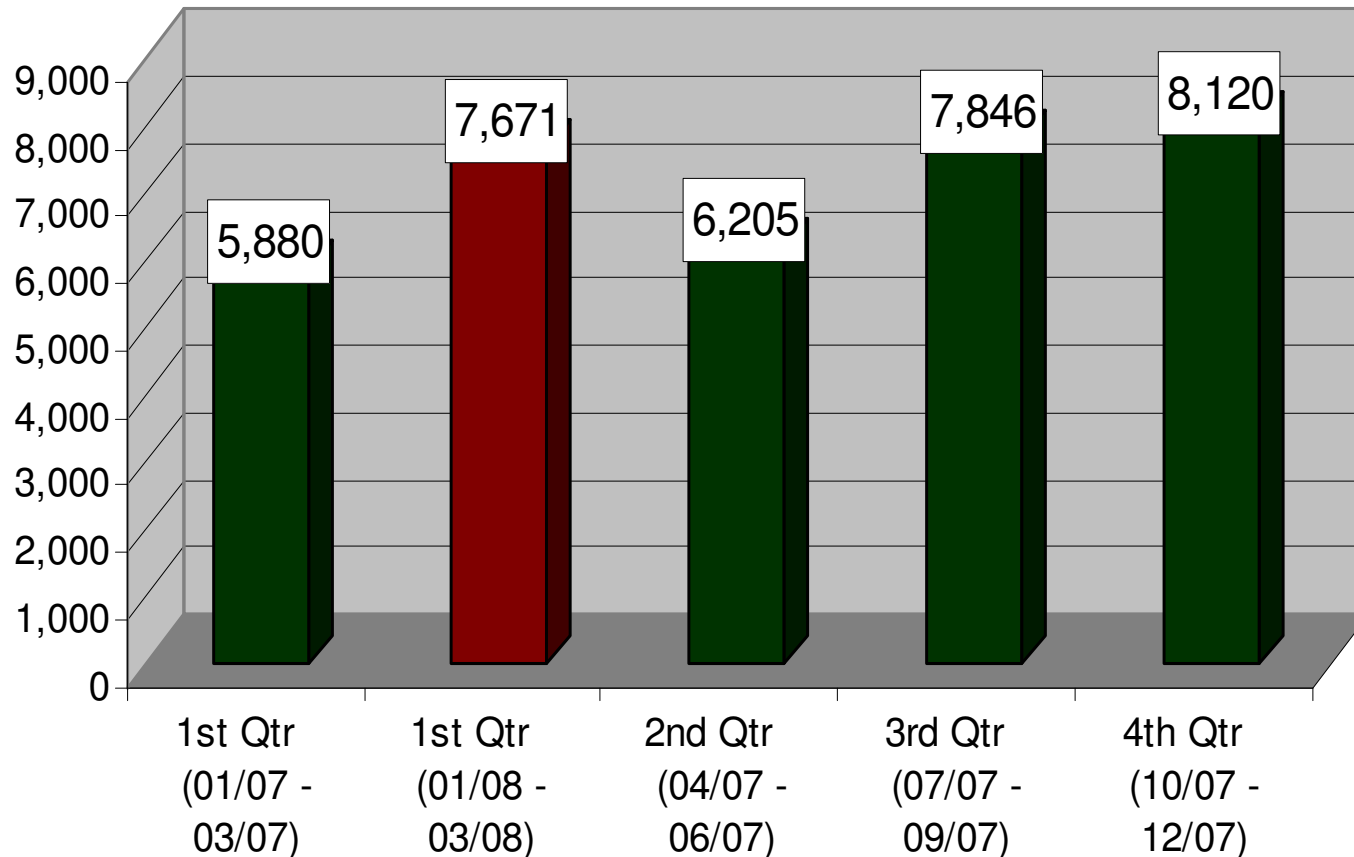
Y-T-D Breakdown of Patient Visits for FY 07-08



- Number of primary care visits (FY 07-08 YTD 1,756)**
- Number of specialty visits (FY 07-08 YTD 7,024)**
- Number of dental visits (FY YTD 07-08 947)**

Lakeland Volunteers in Medicine

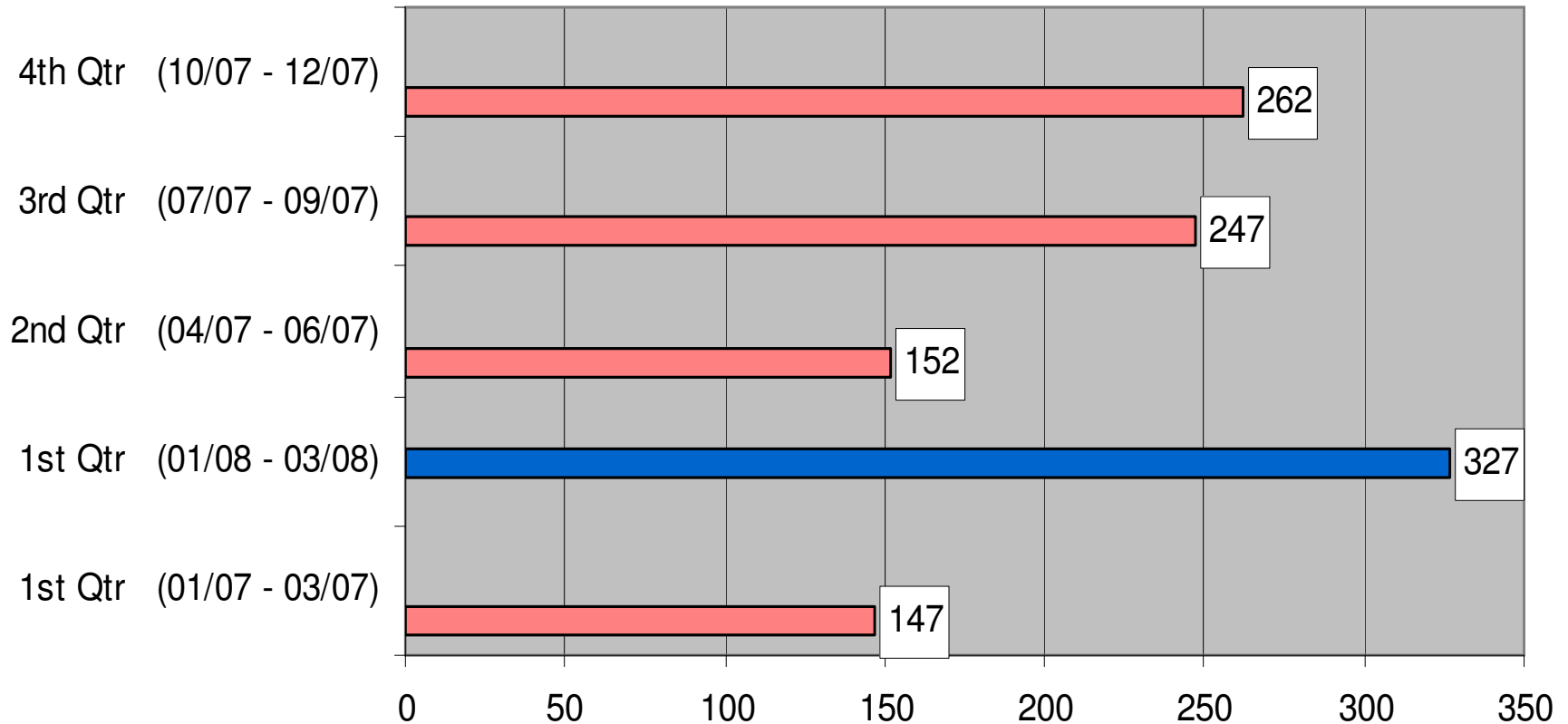
**Prescriptions Filled or Obtained Through
Compassionate Programs**



YTD: FY 06-07: 28,051 YTD: FY 07-08: 7,671

Lakeland Volunteers in Medicine

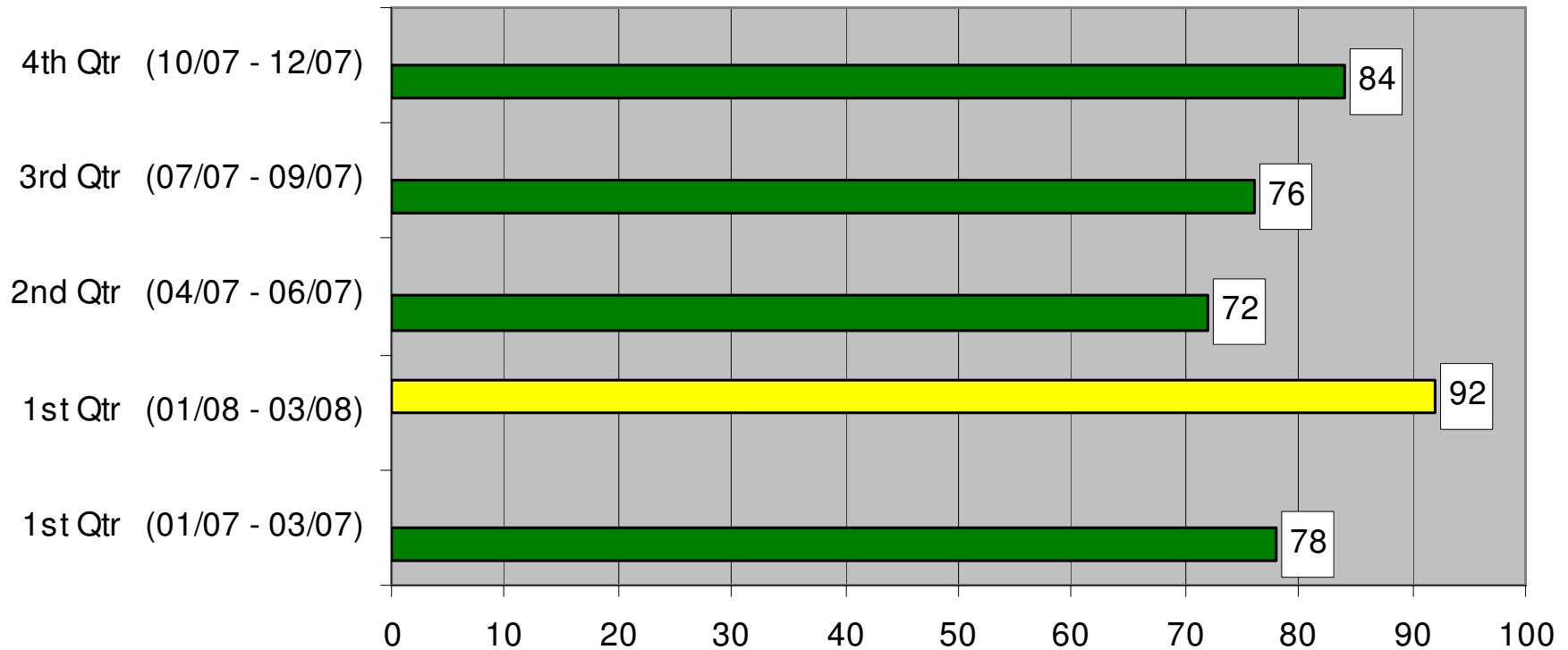
Referral Data



- Number of referrals to the emergency room (FY 06-07 & 07-08 YTD 0)
- Number of referrals to other programs (FY 07-08 YTD 327)
- Number of referrals to other programs (FY 06-07 YTD 808)

Lakeland Volunteers in Medicine

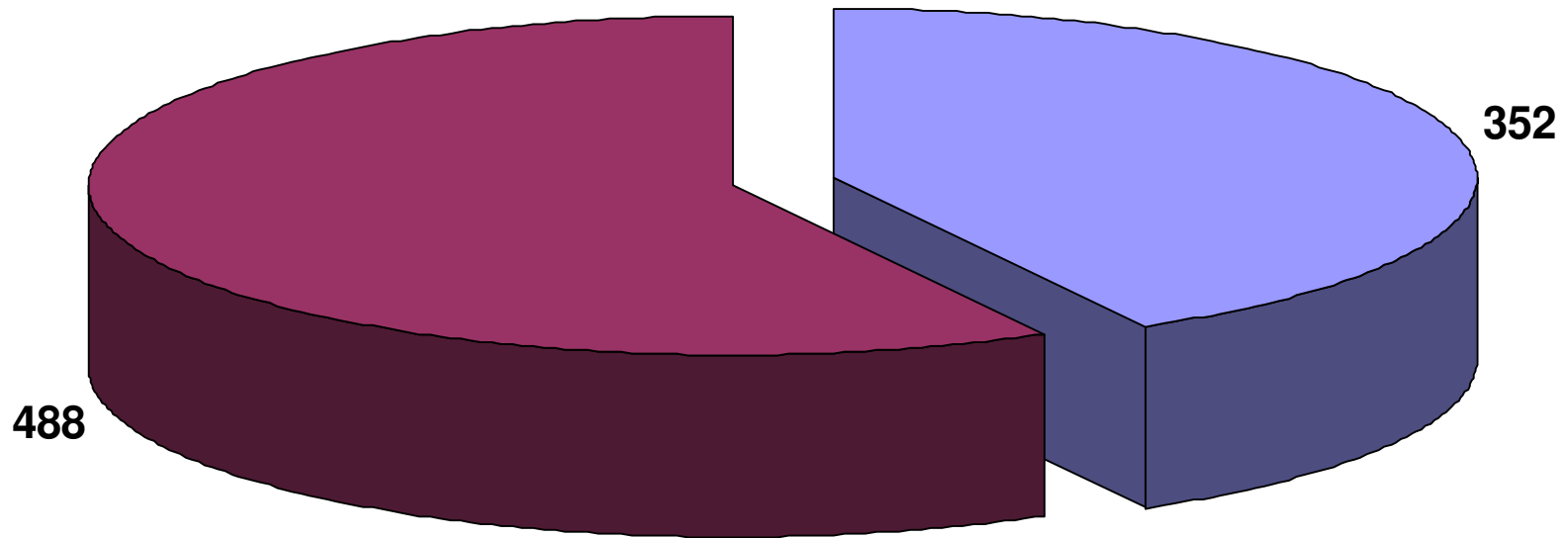
Number of Surgeries/Procedures Performed



- Number of surgeries/procedures performed (FY YTD 07-08 92)
- Number of surgeries/procedures performed (FY 06-07 YTD 310)

Lakeland Volunteers in Medicine

**Radiology Tests
First Quarter Comparison by Fiscal Year**



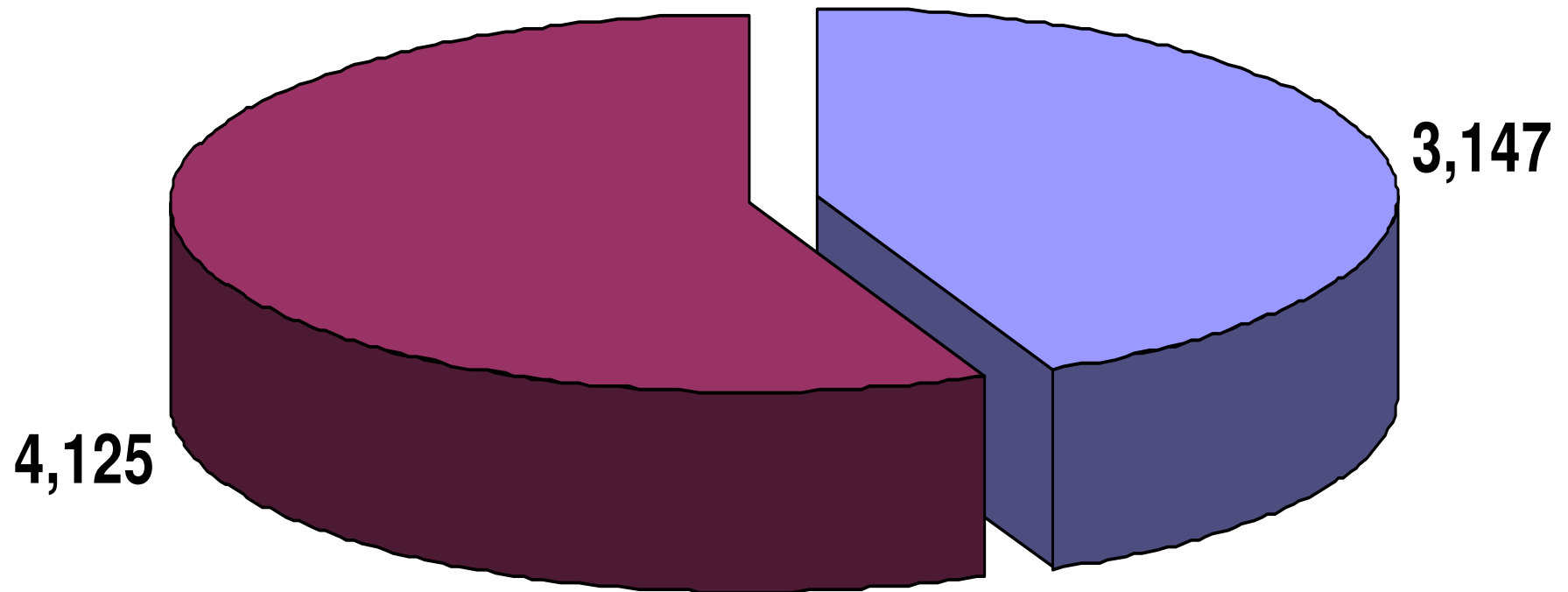
■ 1st Qtr (01/07 - 03/07)
■ 1st Qtr (01/08 - 03/08)

(FY 06-07 YTD 1,544) (FY 07-08 YTD 488)

* Includes MRI, CT's Ultrasounds, Diagnostic X-Rays etc.

Lakeland Volunteers in Medicine

Ancillary Tests - First Quarter Comparison



(FY 06-07 YTD 15,836) (FY YTD 07-08 4,125)

■ 1st Qtr (01/07 - 03/07)
■ 1st Qtr (01/08 - 03/08)

Lakeland Volunteers in Medicine

Reported Value of Services		
	FY 06 – 07	FY 07 – 08 <i>(First Quarter Y-T-D)</i>
Hospital Services	\$ 0	\$ 0
Physician Services	\$ 2,193,015.00	\$ 702,400.00
Pharmaceuticals/Prescriptions Provided	\$ 1,451,795.00	\$ 342,720.00
Other Healthcare	\$ 0	\$ 0
Ancillary/Diagnostic Services Provided	\$ 668,900.00	\$ 194,275.00
Total Value of Reported Services	\$ 4,313,710.00	\$ 239,395.00
Polk County Contribution	\$ 264,000.00	\$ 66,000.00